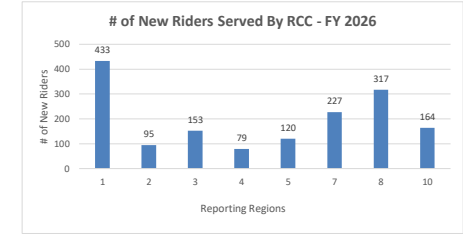
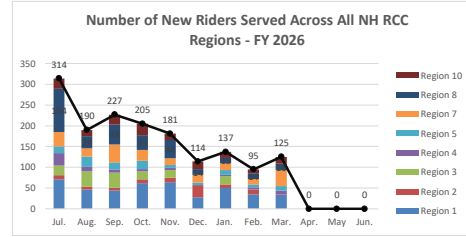
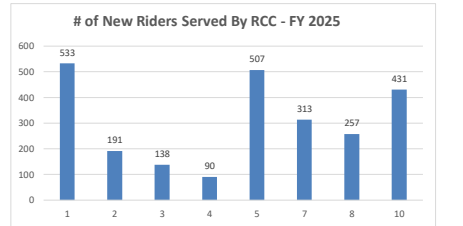
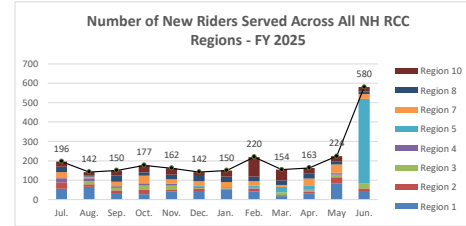


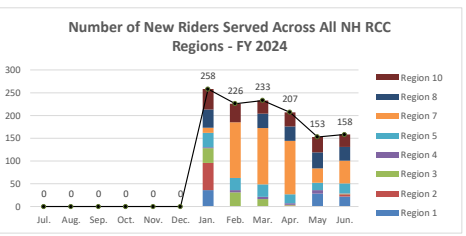
FY 2026													
Region	Jul.	Aug.	Sep.	Oct.	Nov.	Dec.	Jan.	Feb.	Mar.	Apr.	May	Jun.	Grand Total
1	71	46	44	62	64	28	50	35	33				433
2	10	7	7	9	11	29	9	11	2				95
3	23	37	36	19	18		20						153
4	30	11	8	6	6		3	6	9				79
5	16	25	17	20	7	6	11	7	11				120
7	35	20	43	26	16	19	17	13	38				227
8	104	29	48	35	44	14	13	14	16				317
10	25	15	24	28	15	18	14	9	16				164
Grand Total	314	190	227	205	181	114	137	95	125	0	0	0	1588



FY 2025													
Region	Jul.	Aug.	Sep.	Oct.	Nov.	Dec.	Jan.	Feb.	Mar.	Apr.	May	Jun.	Grand Total
1	55	65	29	28	41	44	52	41	17	33	83	45	533
2	34	14	18	24	12	14	5	14	6	6	32	12	191
3		15	14	20	20	3	3	2	15	8	13	25	138
4	22	17	8	12	9	4	4	3		5	4	2	90
5						5	13	28	19	6	436		507
7	30	7	23	40	23	26	27	22	9	38	43	25	313
8	28	5	32	16	24	25	27	23	23	24	17	13	257
10	27	19	26	37	33	21	32	102	56	30	26	22	431
Grand Total	196	142	150	177	162	142	150	220	154	163	224	580	2460



FY 2024													
Region	Jul.	Aug.	Sep.	Oct.	Nov.	Dec.	Jan.	Feb.	Mar.	Apr.	May	Jun.	Grand Total
1							36	0	0	0	28	22	86
2							60	0	0	2	0	5	67
3							32	31	16	2	0	1	82
4							2	5	5	3	8	1	24
5							32	27	28	20	16	22	145
7							11	122	123	117	32	50	455
8							40	0	32	32	35	30	169
10							45	41	29	31	34	27	207
Grand Total	0	0	0	0	0	0	258	226	233	207	153	158	1235



What state fiscal year are you reporting for?	2026
What month are you reporting?	March

Row Labels	Count of What month are you reporting?
CAPSC	1
CareGivers	2
Carroll County RSVP	1
Community Rides	1
Easterseals	1
Future in Sight	1
GCSCC	1
Gibson Center for Senior Services	1
HCS/Friendly Bus	1
MOWRC	2
NTS	1
Ready Rides	1
Sullivan County Transportation	1
Transport Central	1
(blank)	9
(blank)	9
Grand Total	25

What state fiscal year are you reporting for?	2026
---	------

Row Labels	Count of What month are you reporting?
CAPBM	6
CAPSC	9
CareGivers	19
Carroll County RSVP	9
CART	5
Community Rides	8
CVTC	4
Easterseals	10
Future in Sight	9
GCSCC	9
Gibson Center for Senior Services	9
HCS/Friendly Bus	9
Lakes Region Mental Health Center	1
MOWRC	18
MTA	5
NTS	11
Other (please specify)	2
Ready Rides	8
Sullivan County Transportation	9
SVTC	7
TCCAP	16
Transport Central	9
(blank)	59
Grand Total	251

ALWAYS REFRESH YOUR PIVOT TABLES!!!!!!

Note: Mobility Managers show as 'blank'

Reason if applicable

Agencies that are providing survey responses: (that are receiving 5310 funding at this time)

- Caregivers
- Carroll County RSVP
- Community Action Program of Strafford County (CAPSC)
- Community Rides
- * Community Volunteer Transportation Company (CVTC)
- * Concord Area Transit (CAP-BM)
- * Cooperative Alliance for Regional Transportation (CART)
- Cooperative Alliance For Seacoast Transportation (COAST)
- Easterseals
- Future In Sight
- Gibson Center for Senior Services
- Grafton County Senior Center Council (GCSCC)
- * Greater Nashua Community Rides Program
- HCS/Friendly Bus
- * Lakes Region Mental Health Center
- * Manchester Transit Authority (MTA)
- Meals on Wheels of Rockingham County
- Nashua Transit System
- Ready Rides
- * Salem Caregivers
- * Souhegan Valley Transportation Company (SVTC)
- Sullivan County Transportation
- Transport Central
- * Tri-County Transit (TCCAP)

Purpose: To gauge how often agencies report, whereby it should show 12 every June

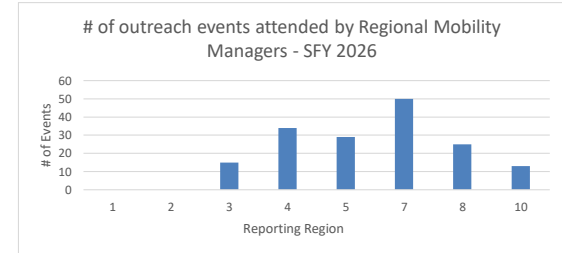
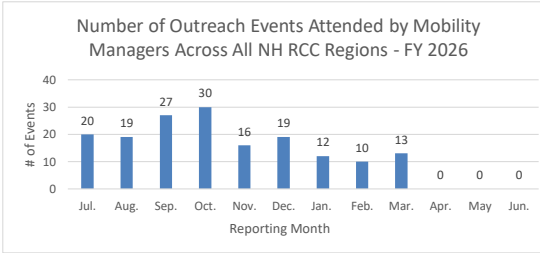
NOTES

Some agencies, e.g., TCCAP and CareGivers, report to multiple regions

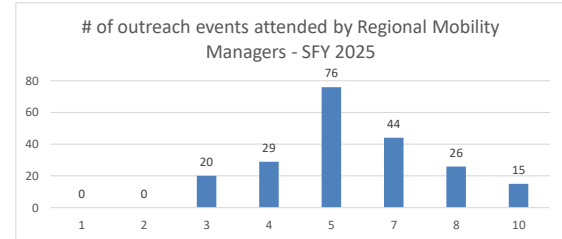
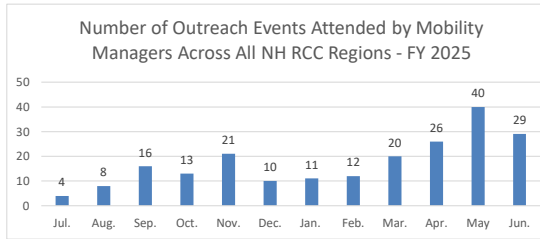
Blanks are generally RMMs

EVENTS ATTENDED - 5/7/2026

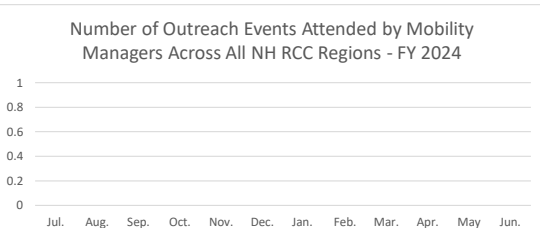
FY 2026													
Region	Jul.	Aug.	Sep.	Oct.	Nov.	Dec.	Jan.	Feb.	Mar.	Apr.	May	Jun.	Grand Total
1													0
2													0
3	1	5	1	3	2	2	1	0					15
4	2	4	6	5	5	2	3	5	2				34
5	7	3	0	4	1	6	3	3	2				29
7	6	3	6	12	5	5	4	2	7				50
8	2	3	9	4	3	2	1	0	1				25
10	2	1	5	2	0	2	0	0	1				13
Grand Total	20	19	27	30	16	19	12	10	13	0	0	0	166



FY 2025														
Region	Jul.	Aug.	Sep.	Oct.	Nov.	Dec.	Jan.	Feb.	Mar.	Apr.	May	Jun.	Grand Total	
1													0	
2													0	
3					1	1	2		2			13	1	20
4	2	2	2	4	3	2	2	2	2	4	3	1	29	
5	1	6	6	4	4	3	4	5	9	13	10	11	76	
7					9	0	2	5	4	5	7	12	44	
8	1	0	5	3	2	2	1	0	1	4	5	2	26	
10	0		3	2	2	2	0	0	2		2	2	15	
Grand Total	4	8	16	13	21	10	11	12	20	26	40	29	210	



FY 2024													
Region	Jul.	Aug.	Sep.	Oct.	Nov.	Dec.	Jan.	Feb.	Mar.	Apr.	May	Jun.	Grand Total
1													0
2													0
3													0
4													0
5													0
7													0
8													0
10													0
Grand Total	0	0	0	0	0	0	0	0	0	0	0	0	0



Additional Funding (Amount Awarded)

New/Additional Sources of Funding By Region

What state fiscal year are you reporting for?	2026
What month are you reporting?	(All)

Row Labels

Region 1

(blank)

(blank)

Region 10

Grants

\$ 25,000

\$10,000

(blank)

(blank)

Region 2

(blank)

(blank)

Region 3

Other (please specify)

N/A

Private Donations

?

2427.00

(blank)

(blank)

Region 4

(blank)

N/A

(blank)

Region 5

Grants

\$80,000

(blank)

(blank)

\$ 5

Region 7

Grants

(blank)

Private Donations

\$5,000.00

(blank)

(blank)

Not yet.

Region 8

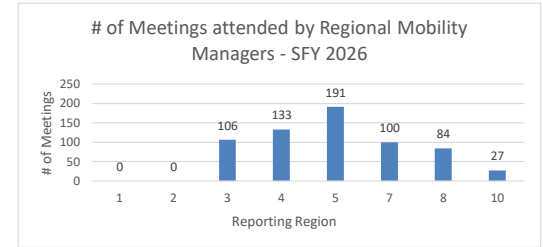
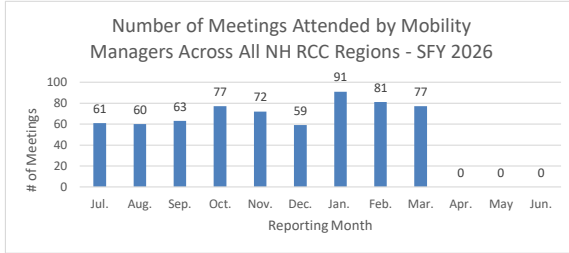
(blank)

(blank)

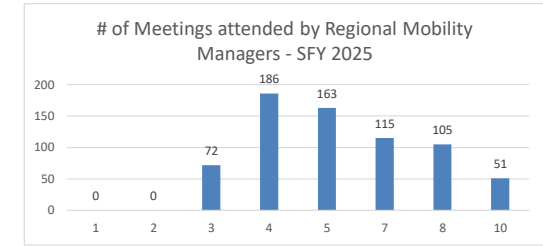
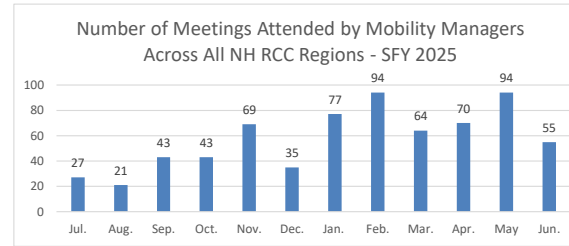
Additional Funding (Amount Awarded)

Grand Total

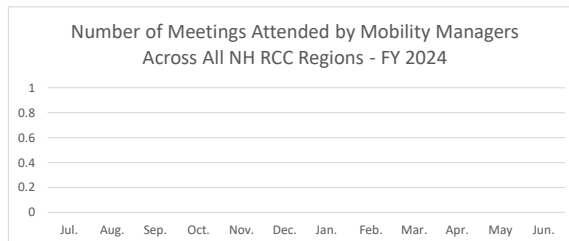
FY 2026														
Region	Jul.	Aug.	Sep.	Oct.	Nov.	Dec.	Jan.	Feb.	Mar.	Apr.	May	Jun.	Grand Total	
1													0	
2													0	
3	9	15	15	17	11	12	15	7	5					106
4	10	15	15	18	14	10	15	21	15					133
5	9	12	10	15	24	21	34	35	31					191
7	14	8	10	12	12	5	14	13	12					100
8	10	9	9	10	9	9	11	4	13					84
10	9	1	4	5	2	2	2	1	1					27
Grand Total	61	60	63	77	72	59	91	81	77	0	0	0	641	



FY 2025													
Region	Jul.	Aug.	Sep.	Oct.	Nov.	Dec.	Jan.	Feb.	Mar.	Apr.	May	Jun.	Grand Total
1													0
2													0
3					9	6	14		11		30	2	72
4	4	9	17	15	10	10	19	50	14	15	13	10	186
5	6	7	12	18	16	11	17	20	14	20	11	11	163
7					21		9	10	13	20	21	21	115
8	8	5	7	8	9	6	8	10	8	15	12	9	105
10	9	0	7	2	4	2	10	4	4		7	2	51
Grand Total	27	21	43	43	69	35	77	94	64	70	94	55	692



FY 2024													
Region	Jul.	Aug.	Sep.	Oct.	Nov.	Dec.	Jan.	Feb.	Mar.	Apr.	May	Jun.	Grand Total
1													0
2													0
3													0
4													0
5													0
7													0
8													0
10													0
Grand Total	0	0	0	0	0	0	0	0	0	0	0	0	0



Stakeholders New Members

Stakeholders (new members that have joined the RCC)

What state fiscal year are you reporting for?

What month are you reporting?

Have any new members joined your RCC this quarter?

Row Labels

Region 3

T-Mobile Grant program, Ridership and stakeholders

Easterseals and Laconia Housing

customers

Home Base Transportation

Region 4

(blank)

1 Business Development Specialist for City of Claremont 2 from Vital Communities
City of Claremont (2)

Region 5

MRCC, Advisory Task Force, Municipalities, Institutions, Citizens, Human Service Agencies

Monadnock Peer Support

(blank)

Monadnock Peer Support, Melissa Callender
Monadnock Family Services, MCRCnh - Career Advancement Services, Inc, SMART Ride LLC
Suzanne Bansley, Cheshire County Grants Department Christy Wilby, Keene Family YMCA

Region 7

Madeline Von Weber Trust, NRPC Foundation.

Conservation Law Foundation

Digital Credit Union

Amy Hunt, Disabled Vet, Concerned Citizen

Region 8

(blank)

Future in Sight
Manchester Health Department, Compassionate Care Transport.
Sublime Transit, Town of New Boston, Meals on Wheels of Hillsborough County

Grand Total

Stakeholders New Members

2026
(All)
Yes

Unfulfilled Trips by Regional Mobility Managers 5/7/2026

Total - Summary

FY 2026													
Region	Jul.	Aug.	Sep.	Oct.	Nov.	Dec.	Jan.	Feb.	Mar.	Apr.	May	Jun.	Grand Total
1													0
2													0
3	4	10	6	7	2	8	5	4					46
4	1	0	1	0	1		2	1					6
5				1		6	1	0	2				10
7	10	1	1	1	5	3	5	3	3				32
8	3	3	5	2	4	5	16	11	11				60
10	7	3	3	2	3	4	42	58	9				131
Grand Total	25	17	16	13	15	26	71	77	25	0	0	0	285

FY 2025													
Region	Jul.	Aug.	Sep.	Oct.	Nov.	Dec.	Jan.	Feb.	Mar.	Apr.	May	Jun.	Grand Total
1													0
2													0
3													0
4													0
5													0
7													0
8													0
10													0
Grand Total	0	0	0	0	0	0	0	0	0	0	0	0	0

**New tabl

Unfulfilled Trips by Regional Mobility Managers 5/7/2026

